

DRAIN-AIR & MINI-DRAINS



Condensate Removal from Air Systems
Pressures To 600 PSIG (41.4 barg)
Temperatures to 220°F (104°C)

Automatic and Positive Drain — Effectively removes condensate from compressed air systems with minimum air loss and rapid shutoff on no load conditions.

Reliable — Only one moving part.

Low Maintenance Cost — No adjustments necessary. Replaceable cartridge for in line repair and/or cleaning.

Long Service Life — Stainless Steel internals.

Freezeproof — Will not freeze when installed in vertical position with muffler removed.

Quiet Operation — Meets OSHA noise standards.

Simplifies Startup — No need to drain air lines through manual valves or petcocks. Top performance is reached without waiting for system to purge.

Sized for Most Applications — Drain-Air available in 3/8" and 1/2"; Mini-Drain available in 1/8" and 3/8".

APPLICATIONS

Drain-Air

- Air Header Drainage (pocket risers, end of line)
- Air Station or Location where petcock is used for blowdown, collecting wells, separators.

Mini-Drain

- Pneumatic Tools
- Air Filters
- Pneumatic Valves

Canadian Registration # OE0591.9C

MODELS

- **Drain Air**—Forged body w/SS internal mechanism & nylon muffler
- **Mini Drain**—All SS integral body w/nylon muffler

Note: Pneumatic mufflers are available separately.

OPERATION

A simple disc is used with no linkage or close fitting parts to eliminate problems found in ordinary small float or piston-operated devices used in drip legs on air lines. Disc will lift off seat on a periodic time cycle, allowing moisture to be discharged and atomized through the muffler. Positive action of the disc assures reliable condensate removal with

minimum loss of air and rapid shutoff on no load condition. Intermittent discharges atomize condensate to avoid messy accumulations produced by other devices. Highly effective, specially designed muffler eliminates noise and diffuses moisture so that discharge drain piping is usually unnecessary. Freeze proof when mounted in vertical position with outlet facing down and muffler removed.

DRAIN-AIR & MINI-DRAINS

SPECIFICATION

The liquid drain trap shall be of thermodynamic design with screwed NPT connections. Internal mechanism shall be stainless steel with hardened working surfaces. A pneumatic muffler shall be employed to reduce exhaust sound pressure level.

MAXIMUM OPERATING CONDITIONS

PMO: Max. Operating Pressure	600 psig	(41.4 barg)
TMO: Max. Operating Temperature	220°F	(104°C)
PMA: Max. Allowable Pressure	600 psig	(41.4 barg)
TMA: Max. Allowable Temperature	800°F	(426°C)

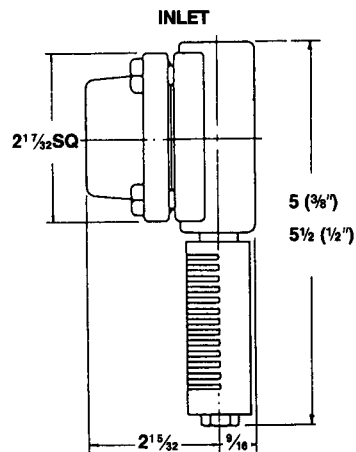
MATERIALS OF CONSTRUCTION

DRAIN-AIR

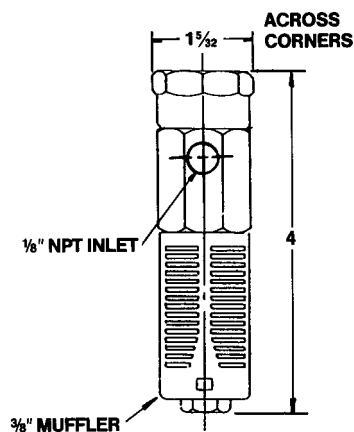
- Body & Cover:ASTM A105 Forged Steel
- Celtron® Cartridge:416 Stainless Steel
w/hardened disc & seat
- Bolts:High temperature alloy
- Cover Gasket:347 Stainless Spiral-wound
w/graphite filler
- Integral Strainer:304 Stainless Steel
- Muffler:Nylon Housing, Aluminum Screen
- Connections:3/8"-1/2" NPT

MINI-DRAIN

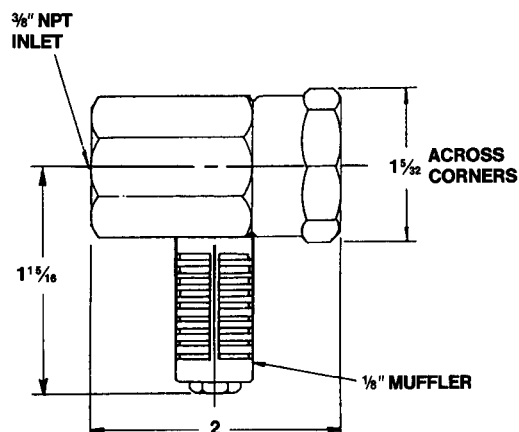
- Cap, Seat & Disc:416 Stainless, Hardened
- Muffler:Nylon Housing, Aluminum Screen



3/8" & 1/2" DRAIN-AIR
2.3 LBS.



1/8" MINI-DRAIN
.9 LBS.



3/8" MINI-DRAIN
.9 LBS.

Connections: 1/8"-3/8" NPT

