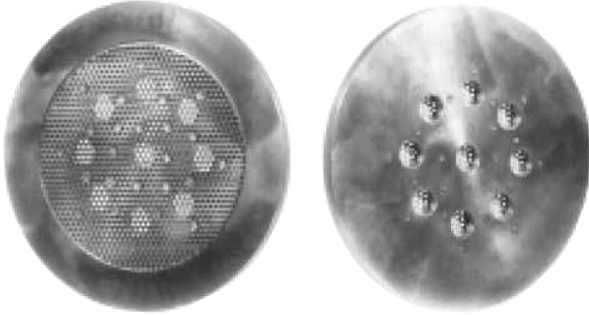


MUFFLING ORIFICE PLATES (MOPS)



INLET **OUTLET**
MUFFLING ORIFICE

APPLICATION DATA

- Spence Pressure Regulators or Control Valves where noise reduction is desired

SIZING INFO
PAGE 193

- Reduces noise by 6 dBA to 12 dBA
- Engineered for each application
- Designed to fit between ANSI flanges (DIN upon request)
- For noise reduction estimates, consult your Representative.

Canadian Registration # CSA-OH 6266.5R1C

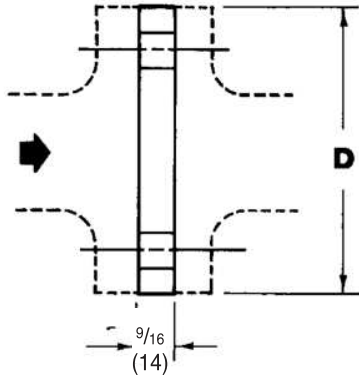
MATERIALS OF CONSTRUCTION

PlateSteel ASTM A285-78 Gr. C.
DiscSt. St. 302-2B

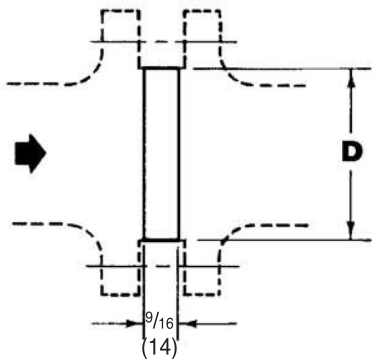
SPECIFICATION

A Muffling Orifice Plate to be constructed of materials suitable for the installation and compatible with the piping. Generally, it is to be of steel construction with stainless steel plate welded to the primary plate. The orifices are to be on the stainless steel plate. Orifice plates are to be designed for installation between two ANSI flanges in the enlarged piping downstream of the regulator or noise suppressor. Muffling Orifice Plates are to be designed to provide between 6 to 12 dBA of noise reduction on a high flow PRV.

MUFFLING ORIFICE



ANSI 125 & 150 FLANGED



ANSI 250, 300 & 600 FLANGED

DIMENSIONS inches (mm)

Muffling Orifice Plates			
Size	Rating	OD	
		inch	mm
1	125/150	4.25	108
	250/300	2.81	71
	600	2.00	51
1-1/4"	125/150	4.62	117
	250/300	3.00	76
	600	2.50	64
1-1/2"	125/300	5.00	127
	250/300	3.62	92
	600	2.88	73
2"	125/150	6.00	152
	250/300	4.19	106
	600	3.62	92
2-1/2"	125/150	7.00	178
	250/300	4.94	125
	600	4.12	105
3"	125/150	7.50	191
	250/300	5.69	145
	600	5.00	127
4"	125/150	9.00	229
	250/300	6.94	176
	600	6.19	157
5"	125/150	10.00	254
	250/300	8.31	211
	600	7.31	186
6"	125/150	11.00	279
	250/300	9.69	246
	600	8.50	216
8"	125/150	13.50	343
	250/300	11.94	303
	600	10.62	270
10"	125/150	16.00	406
	250/300	14.06	357
	600	12.75	324
12"	125/150	19.00	483
	250/300	16.44	418
	600	15.00	381
14"	125/150	21.00	533
	250/300	18.94	481
	600	16.25	413
16"	125/150	23.50	597
	250/300	21.06	535
	600	18.12	460
18"	125/150	25.00	635
	250/300	23.31	592
	600	23.00	584