




TITAN FLOW CONTROL, INC.

## "Y" (WYE) STRAINER ♦ BUTT WELD ENDS

### ANSI CLASS 600 ♦ CARBON AND STAINLESS STEEL

MODELS: YS 65-CS  
(CARBON STEEL)

YS 65-SS  
(STAINLESS STEEL)



3" YS 65-CS

## FEATURES

SIZE RANGE: 1/2" ~ 12"

- ♦ **LARGE STRAINING CAPACITY**  
WITH ITS LARGE BODY AND SIZABLE STRAINING ELEMENT, THE YS65 PROVIDES EXCELLENT OPEN AREA RATIOS THAT ARE TYPICALLY TWO-AND-A-HALF TIMES LARGER THAN THE CORRESPONDING PIPELINE.
- ♦ **PRECISION MACHINED SEATS**  
PRECISION MACHINED SCREEN SEATS IN BOTH THE BODY AND CAP HELP TO ENSURE ACCURATE POSITIONING OF THE SCREEN DURING REASSEMBLY AFTER CLEANING. ALSO, THE MACHINED BODY SEATS ENABLE FINER FILTRATION BY PREVENTING DEBRIS BYPASS.
- ♦ **ENCAPSULATED "CG" STYLE GASKET**  
THE "CG" STYLE COVER GASKET PROVIDES ADDITIONAL RADIAL STRENGTH TO PREVENT GASKET BLOWOUT. IT ALSO ACTS AS A COMPRESSION STOP.
- ♦ **SELF-CLEANING CAPABILITY**  
WITH A TAPPED NPT BLOW-OFF CONNECTION, THIS UNIT CAN BE FITTED WITH A BLOW-DOWN VALVE WHICH FACILITATES CLEANING OF THE STRAINING ELEMENT. PLEASE CONTACT FACTORY FOR MORE INFORMATION.
- ♦ **EPOXY PAINTED**  
CARBON STEEL UNITS ARE EPOXY PAINTED TO HELP RESIST RUST AND CORROSION. TITAN FCI ALSO OFFERS EPOXY COATING AS AN OPTION FOR THE YS65.
- ♦ **OPTIONAL COVER DESIGNS**  
TITAN'S YS65 IS AVAILABLE WITH DIFFERENT COVER OPTIONS INCLUDING SWING, CLAMP, AND HINGE TYPE COVERS. PLEASE CONSULT FACTORY FOR MORE INFORMATION ON THESE OPTIONS.

## TECHNICAL

### PRESSURE/TEMPERATURE RATING CS - ASTM A216 GR. WCB - CLASS 600

WOG (Non-shock): 1480 PSI @ 100 °F  
Saturated Steam: 600 PSI @ 489 °F  
Maximum Liquid: 825 PSI @ 800 °F

### PRESSURE/TEMPERATURE RATING SS - ASTM A351 GR. CF8M - CLASS 600

WOG (Non-shock): 1440 PSI @ 100 °F  
Saturated Steam: 600 PSI @ 489 °F  
Maximum Liquid: 700 PSI @ 1000 °F

- The above listed temperatures are theoretical and may vary during actual operating conditions.
- Carbon Steel not recommended for prolonged use above 800 °F.
- Stainless Steel not recommended for prolonged use above 1000 °F.

## APPLICATIONS

**CARBON STEEL PROPERTIES:** CARBON STEEL PERFORMS EXCEPTIONALLY WELL IN HIGH TEMPERATURES, UP TO 800°F IN CONTINUOUS SERVICE. IT PROVIDES HIGH RESISTANCE TO SHOCK, VIBRATION, PIPING STRAINS, AND FIRE AND FREEZING HAZARDS. CARBON STEEL STRAINERS ARE OFTEN USED IN THE OIL AND PETROCHEMICAL INDUSTRIES.

**STAINLESS STEEL PROPERTIES:** STAINLESS STEEL IS COMMONLY SPECIFIED FOR HIGH TEMPERATURE SERVICE, UP TO 1000°F IN CONTINUOUS SERVICE. STAINLESS STEEL STRAINERS ARE COMMONLY FOUND IN THE CHEMICAL, FOOD, AND PHARMACEUTICAL INDUSTRIES.

*The above data represents common market and service applications. No representation or guarantee, expressed or implied, is given due to the numerous variations of concentrations, temperatures and flow conditions that may occur during actual service.*

## TITAN FLOW CONTROL, INC.

YOUR PIPELINE TO THE FUTURE!

Tel: 910-735-0000 ♦ Fax: 910-738-3848 ♦ titan@titanfci.com ♦ www.titanfci.com  
290 Corporate Drive ♦ PO Box 7408 ♦ Lumberton, NC 28358



**TITAN FLOW CONTROL, Inc.**

290 Corporate Drive  
Lumberton, NC 28358  
Tel: 910.735.0000

E-mail: titan@titanfci.com  
Web: www.titanfci.com  
Fax: 910.738.3848

**WYE STRAINER**

**YS 65-CS - (Carbon Steel)**

**YS 65-SS - (Stainless Steel)**

**Butt Welded Ends • Carbon & Stainless Steel**

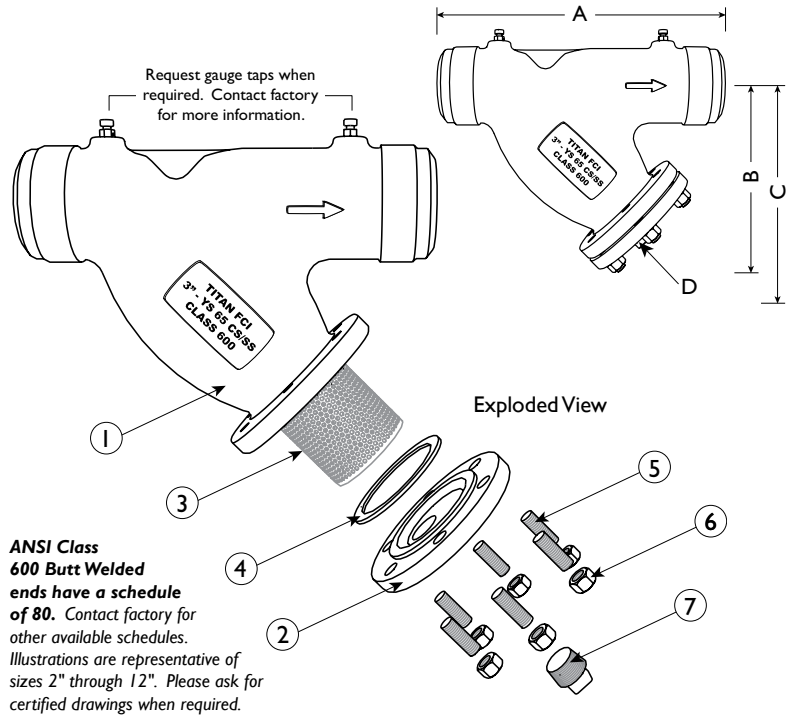
ANSI Class

600

**BILL OF MATERIALS <sup>(1)</sup>**

No.	PART	YS 65-CS <sup>(5)</sup>	YS 65-SS
1	Body <sup>(2)</sup>	Carbon Steel A216 Gr. WCB	Stainless Steel A351 Gr. CF8M
2	Cover	Carbon Steel A216 Gr. WCB	Stainless Steel A351 Gr. CF8M
3	Straining Element <sup>(3)</sup>	Stainless Steel	Stainless Steel
4	Gasket <sup>(3) (4)</sup>	Stainless Steel "CG" Style	Stainless Steel "CG" Style
5	Studs	Alloy Steel	Stainless Steel
6	Nuts	Carbon Steel	Stainless Steel
7	NPT Plug Blow-off	Carbon Steel	Stainless Steel

- Bill of Materials represents standard materials. Equivalent or better materials may be substituted at the manufacturer's discretion.
- Available in additional body materials, such as LCB, WC6, WC9, 316L, Alloy 20, and Monel.
- Denotes recommended spare parts.
- The cover gasket is encapsulated in a machined recessed seat. A wide range of gasket materials are available; contact factory.
- Carbon Steel bodies are epoxy painted.



**DIMENSIONS AND PERFORMANCE DATA <sup>(1)</sup>**

SIZE	in	½	¾	1	1¼	1½	2	2½	3	4	5	6	8	10	12
	mm	15	20	25	32	40	50	65	80	100	125	150	200	250	300
<b>A DIMENSION</b> FACETO FACE <sup>(2)</sup>	in	6.62	8.31	8.31	10.12	10.25	11.0	12.00	13.50	17.938	22.25	25.62	31.75	37.68	45.50
	mm	168	211	211	257	260	279	305	343	456	565	651	806	957	1156
<b>B DIMENSION</b> CENTER LINE TO BOTTOM	in	3.50	3.75	3.75	5.5	5.5	7.0	8.25	9.25	12.5	15.00	20.00	24.00	28.50	34.50
	mm	89	96	96	140	140	178	210	235	318	381	508	610	724	876
<b>C DIMENSION</b> SCREEN REMOVAL	in	5.00	5.00	5.00	8.00	8.00	10.00	12.50	14.50	19.5	23.00	31.00	38.50	45.50	52.00
	mm	127	127	127	203	203	254	318	368	495	584	787	978	1156	1321
<b>D NPT Plug</b> BLOW-OFF	in	3/8	1/2	1/2	1/2	1/2	1/2	1	1	1 1/2	2	2	2	2	2
	mm	10	15	15	15	15	15	25	25	40	50	50	50	50	50
ASSEMBLED WEIGHT APPROXIMATE	lb	C/F	C/F	C/F	C/F	C/F	15	30	33	77	C/F	217	386	C/F	C/F
	kg	C/F	C/F	C/F	C/F	C/F	6.8	13.6	15.0	34.9	C/F	98.4	175	C/F	C/F
Flow Coefficient	C <sub>v</sub>	9	18	30	C/F	42	70	110	160	260	400	570	950	1600	2200

- Dimensions and weights are for reference only. When required, request certified drawings.
- Face to face values have a tolerance of ±0.06 in (±2.0 mm) for sizes 10" and lower and a tolerance of ±0.12 in (±3.0 mm) for sizes 12" and larger.

**REFERENCED STANDARDS & CODES**

CODE	DESCRIPTION
ASME/ANSI B16.25	Buttwelding Ends
ASME/ANSI B16.34	Flanged, Threaded, and Welding End

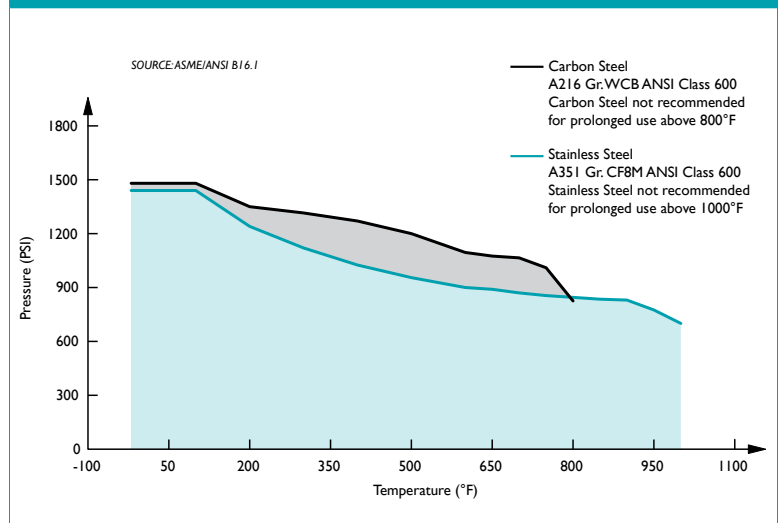
**STANDARD SCREEN SELECTIONS**

Size	Liquid	Open Area	Steam	Open Area
1/2" - 4"	1/16 (.0625)	41%	1/32 (.033)	28%
5" - 8"	1/8 (.125)	40%	3/64 (.045)	36%
10" - 12"	1/8 (.125)	40%	30 Mesh Lined	44.8%

**PRESSURE - TEMPERATURE RATING**

Body Material	A216 Gr. WCB	A351 Gr. CF8M
WOG (Non-shock):	1480 PSI @ 100 °F	1440 PSI @ 100 °F
Saturated Steam:	600 PSI @ 489°F	600 PSI @ 489°F
Max Liquid:	825 PSI @ 800 °F	700 PSI @ 1000 °F

**PRESSURE - TEMPERATURE RATINGS**



Titan FCI makes every effort to ensure the information presented on our literature accurately reflects exact product specifications. However, as product changes occur, there may be short-term differences between actual product specifications and the information contained within our literature. Titan FCI reserves the right to make design and specification changes to improve our products without prior notification. When required, request certified drawings.