



TITAN FLOW CONTROL, INC.

## "Y" (WYE) STRAINER ♦ FLANGED ENDS, RAISED FACE


### ANSI CLASS 1500 ♦ CARBON AND STAINLESS STEEL

MODELS: YS 68-CS  
(CARBON STEEL)

YS 68-SS  
(STAINLESS STEEL)

SIZES: 2" ~ 8"

"Ideal for  
High-Pressure  
Applications"



## FEATURES

### ◇ RUGGED - HIGH QUALITY DESIGN

TITAN'S YS68 IS IDEAL FOR PETROCHEMICAL AND OTHER DEMANDING INDUSTRIAL APPLICATIONS THAT HAVE HIGHER PRESSURE AND TEMPERATURE REQUIREMENTS. THIS UNIT EMPLOYS HEAVY GAUGE, REINFORCED SCREENS TO PREVENT DAMAGE TO THE STRAINING ELEMENT. BOLT HOLES ARE ALSO BACK OR SPOT FACED AND THE OUTSIDE DIAMETERS OF THE FLANGES ARE MACHINED FOR PRECISION.

### ◇ LARGE STRAINING CAPACITY

WITH ITS LARGE BODY AND SIZABLE STRAINING ELEMENT, THE YS68 PROVIDES EXCELLENT OPEN AREA RATIOS THAT ARE TYPICALLY TWO-AND-A-HALF TIMES LARGER THAN THE CORRESPONDING PIPELINE.

### ◇ PRECISION MACHINED SEATS

PRECISION MACHINED SCREEN SEATS IN BOTH THE BODY AND CAP HELP TO ENSURE ACCURATE POSITIONING OF THE SCREEN DURING REASSEMBLY AFTER CLEANING. ALSO, THE MACHINED BODY SEATS ENABLE FINER FILTRATION BY PREVENTING DEBRIS BYPASS.

### ◇ ENCAPSULATED "CG" STYLE GASKET

THE "CG" STYLE COVER GASKET PROVIDES ADDITIONAL RADIAL STRENGTH TO PREVENT GASKET BLOWOUT. IT ALSO ACTS AS A COMPRESSION STOP.

### ◇ SELF-CLEANING CAPABILITY

WITH THE OPTIONAL SOCKET WELD BLOW-OFF CONNECTION, THIS UNIT CAN BE FITTED WITH A BLOW-DOWN VALVE WHICH FACILITATES CLEANING OF THE STRAINING ELEMENT. PLEASE CONTACT FACTORY FOR MORE INFORMATION.

### ◇ EPOXY PAINTED

CARBON UNITS ARE EPOXY PAINTED TO HELP RESIST RUST AND CORROSION. TITAN FCI ALSO OFFERS EPOXY COATING. PLEASE CONTACT FACTORY FOR MORE INFORMATION.

## TECHNICAL

PRESSURE/TEMPERATURE RATING  
CS - ASTM A216 GR. WCB - CLASS 1500

WOG (Non-shock): 3705 PSI @ 100 °F  
Saturated Steam: 1500 PSI @ 603 °F  
Maximum Liquid: 2060 PSI @ 800 °F

PRESSURE/TEMPERATURE RATING  
SS - ASTM A351 GR. CF8M - CLASS 1500

WOG (Non-shock): 3600 PSI @ 100 °F  
Saturated Steam: 1500 PSI @ 603 °F  
Maximum Liquid: 1750 PSI @ 1000 °F

- The above listed temperatures are theoretical and may vary during actual operating conditions.
- Carbon Steel not recommended for prolonged use above 800 °F.
- Stainless Steel not recommended for prolonged use above 1000 °F.

## APPLICATIONS

**CARBON STEEL PROPERTIES:** CARBON STEEL PERFORMS EXCEPTIONALLY WELL IN HIGH TEMPERATURES, UP TO 800°F IN CONTINUOUS SERVICE. IT PROVIDES HIGH RESISTANCE TO SHOCK, VIBRATION, PIPING STRAINS, AND FIRE AND FREEZING HAZARDS. CARBON STEEL STRAINERS ARE OFTEN USED IN THE OIL AND PETROCHEMICAL INDUSTRIES

**STAINLESS STEEL PROPERTIES:** STAINLESS STEEL IS COMMONLY SPECIFIED FOR HIGH TEMPERATURE SERVICE, UP TO 1000°F IN CONTINUOUS SERVICE. STAINLESS STEEL STRAINERS ARE COMMONLY FOUND IN THE CHEMICAL, FOOD, AND PHARMACEUTICAL INDUSTRIES.

*The above data represents common market and service applications. No representation or guarantee, expressed or implied, is given due to the numerous variations of concentrations, temperatures and flow conditions that may occur during actual service.*

**TITAN FLOW CONTROL, INC.**  
YOUR PIPELINE TO THE FUTURE!

Tel: 910-735-0000 ♦ Fax: 910-738-3848 ♦ titan@titanfci.com ♦ www.titanfci.com  
290 Corporate Drive ♦ PO Box 7408 ♦ Lumberton, NC 28358



**TITAN FLOW CONTROL, Inc.**

290 Corporate Drive  
Lumberton, NC 28358  
Tel: 910.735.0000

E-mail: titan@titanfci.com  
Web: www.titanfci.com  
Fax: 910.738.3848

**WYE STRAINER**

**YS 68-CS - (Carbon Steel)**  
**YS 68-SS - (Stainless Steel)**

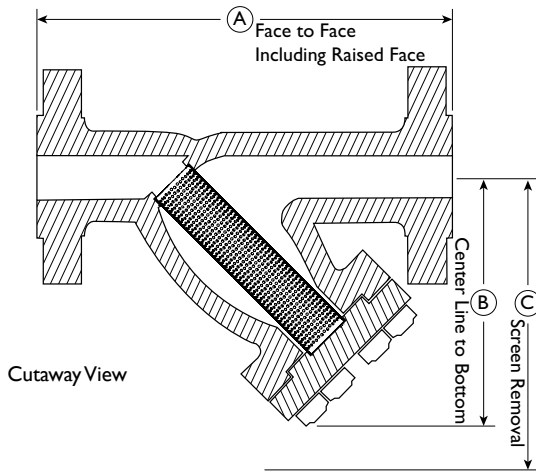
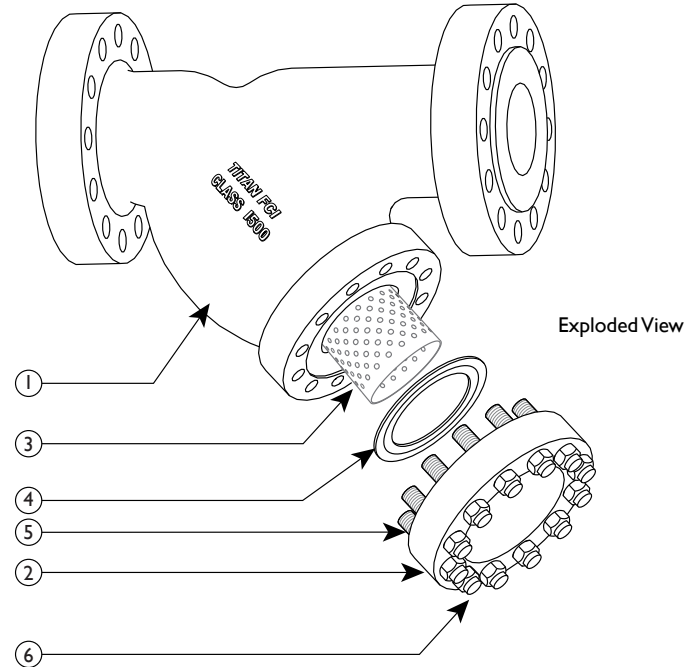
ANSI Class  
1500

Flanged Ends • Raised Face • Carbon & Stainless Steel

**BILL OF MATERIALS <sup>(1)</sup>**

No.	PART	YS 68-CS <sup>(3)</sup>	YS 68-SS
1	Body	Carbon Steel A216 Gr. WCB	Stainless Steel A351 Gr. CF8M
2	Cover	Carbon Steel A216 Gr. WCB	Stainless Steel A351 Gr. CF8M
3	Straining Element <sup>(2)</sup>	Stainless Steel	Stainless Steel
4	Gasket <sup>(2)</sup>	Stainless Steel CG Style	Stainless Steel CG Style
5	Studs	Alloy Steel	Alloy Steel
6	Nuts	Alloy Steel	Alloy Steel

1. Bill of Materials represents standard materials. Equivalent or better materials may be substituted at the manufacturer's discretion.
2. Denotes recommended spare parts.
3. Carbon Steel bodies are epoxy painted.



Illustrations are representative of sizes 2" through 8".  
Please ask for certified drawings when required.

**DIMENSIONS AND PERFORMANCE DATA <sup>(1)</sup>**

SIZE	in	2	2 1/2	3	4	6	8
	mm	50	65	80	100	150	200
<b>A DIMENSION</b> FACE TO FACE <sup>(2)</sup>	in	16.5	C/F	18.0	22.5	32.5	36.0
	mm	419	C/F	457	572	826	914
<b>B DIMENSION</b> CENTER LINE TO BOTTOM	in	9.25	C/F	12.0	15.37	20.0	23.68
	mm	235	C/F	305	391	508	605
<b>C DIMENSION</b> SCREEN REMOVAL	in	11.0	C/F	16.5	21.0	27.0	32.0
	mm	279	C/F	419	533	686	813
APPROXIMATE ASSEMBLED WEIGHT	lb	91	C/F	175	316	766	1575
	kg	41	C/F	79	143	347	714
Flow Coefficient	C <sub>v</sub>	60	C/F	140	180	450	650

1. Dimensions and weights are for reference only. When required, request certified drawings.
2. Face to face values have a tolerance of ±0.06 in (±2.0 mm) for sizes 10" and lower.
3. Contact factory before ordering a 2-1/2" YS-68 to get dimensions and performance data.

**REFERENCED STANDARDS & CODES**

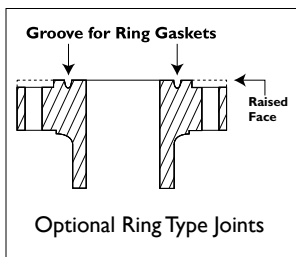
CODE	DESCRIPTION
ASME/ANSI B16.5	Pipe Flanges and Flanged Fittings
ASME/ANSI B16.34	Flanged, Threaded, and Welding End

**STANDARD SCREEN SELECTIONS**

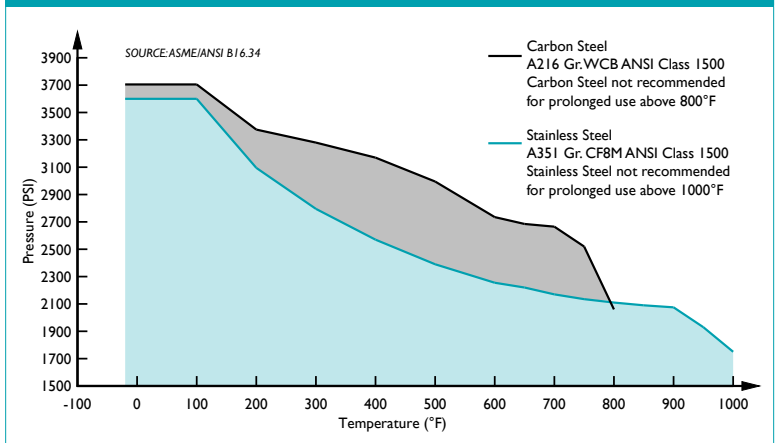
Size	Liquid	Open Area	Steam	Open Area
2" ~ 4"	1/16 (.0625)	41%	1/32 (.033)	28%
5" ~ 8"	1/8 (.125)	40%	3/64 (.045)	36%

**Additional Design & Technical Notes:**

- Ring Type Joints (RTJ) are available. Please contact factory.
- An optional socket weld blow-off is available. Please contact factory.
- NPT blow-offs are not recommended for ANSI Class 1500 strainers.
- Bodies are also available in high temperature steel A217 Gr. WC6 and WC9. Please contact factory.



**PRESSURE - TEMPERATURE RATINGS**



**PRESSURE - TEMPERATURE RATING**

Body Material	A216 Gr. WCB	A351 Gr. CF8M
WOG (Non-shock):	3705 PSI @ 100 °F	3600 PSI @ 100 °F
Saturated Steam:	1500 PSI @ 603 °F	1500 PSI @ 603 °F
Max Liquid:	2060 PSI @ 800 °F	1750 PSI @ 1000 °F

Titan FCI makes every effort to ensure the information presented on our literature accurately reflects exact product specifications. However, as product changes occur, there may be short-term differences between actual product specifications and the information contained within our literature. Titan FCI reserves the right to make design and specification changes to improve our products without prior notification. When required, request certified drawings.