


Paddle Flow Sensor for Liquids



measuring
•
monitoring
•
analyzing

DRG



- Economically Priced
- Perfect OEM Flow Sensor
- Five Material Combinations
- Flow Ranges 0.15...3 GPM to 3...37 GPM
- Frequency, 4-20 mA Transmitters or Compact Electronics
- All Plastic Versions Available



KOBOLD companies worldwide:

ARGENTINA, AUSTRIA, BELGIUM, BULGARIA, CANADA, CHILE, CHINA, COLOMBIA, CZECH REPUBLIC, EGYPT, FRANCE, GERMANY, GREAT BRITAIN, HUNGARY, INDIA, INDONESIA, ITALY, MALAYSIA, MEXICO, NETHERLANDS, PERU, POLAND, ROMANIA, SINGAPORE, SOUTH KOREA, SPAIN, SWITZERLAND, TAIWAN, THAILAND, TUNISIA, TURKEY, USA, VIETNAM

KOBOLD Instruments, Inc.
1801 Parkway View Drive
Pittsburgh, PA 15205
☎ Main Office:
1.800.998.1020
☎ 1.412.788.4890
info@koboldusa.com
www.koboldusa.com



Description

The KOBOLD series DRG has the winning combination of compact size, low cost, and versatility which makes it the perfect product for OEM flow measuring applications. It uses a Hall effect sensor to detect the passing of permanent magnets embedded in the rotating paddle. The DRG can be supplied with a frequency output, 4-20 mA output, or a versatile compact electronics package providing an LED display, 4-20 mA output or programmable setpoint switches. It is offered in five material combinations. An all plastic version is available which makes it suitable for use with high purity water and many types of aggressive chemicals.

Technical Details

- Accuracy:** ±3% of Full Scale.
- Output Frequency:** PNP, 25 mA max.
14-28 V_{DC}
- Analog:** 4-20 mA, 2-wire or 3-wire,
24 V_{DC} Power
- Electrical Protection:** NEMA 4X
- Electrical Connection:** Micro-DC Plug, 4-pin Male or
DIN 43650 Plug
- Sensor Press. Drop:** 14.5 PSI at 100% Rated Flow
- Protection:** IP65
- Flow Orientation:** Horizontal

Electronics

Frequency Output (..F300)

- Power Supply:** 12-28 V_{DC}
- Power Consumption:** 10 mA
- Pulse Output:** PNP, Open Collector, Max. 25 mA
- Electrical Connection:** Plug Connector M12 x 1



Analog Output (..L34x, ..L442)

- Power Supply:** 24 V_{DC} ± 20%
- Output:** 4-20 mA, 2 or 3 Wire
- Max. Load:** 500 Ω
- Electrical Connection:** Plug Connector M12 x 1
or DIN 43 650
- Option:** Plug-on Display (with Plug Connector
DIN 43 650 and 4-20 mA Output
Only), 2 Wire



Compact Electronics (..C3xx)

- Display:** 3-segment LED
- Analog Output:** 4-20 mA Adjustable,
Max. 500 Ω
- Switching Output:** 1 (2) Semiconductor PNP
Factory Set
- Contact Operation:** N/C, N/O Contact, Frequency
Programmable
- Setting:** With 2 Buttons
- Supply:** 24 V_{DC} ± 20 %, 3 Wire
Technology, Approximately 100 mA
- Electrical Connection:** Plug Connector M12 x 1

Pointer Indication with Analog Output (..Z340)

- Housing:** Aluminum
- Display:** Moving-Coil Instrument
240° Display
- Power Supply:** 24 V_{DC} ± 20%
- Output:** 4-20 mA or 0-20 mA, 3-Wire
- Max. Load:** 250 Ω
- Electrical Connection:** Plug Connector M12 x 1



Electronic Weight

Electronics	Weight (LB)
Frequency Output	app. 0.08
Analog Output (..L3..)	app. 0.08
Analog Output (..L4..)	app. 0.22
Compact Electronics	app. 1.43
Pointer Indication	app. 0.99



Material Combinations

Material Combinations	DRG-11	DRG-12	DRG-14	DRG-15	DRG-18
Housing	Bronze	Bronze	316L SS	316L SS	Polypropylene
Housing Cover	Polysulfone	Bronze	Polysulfone	316L SS	Polypropylene
O-ring	NBR	NBR	FKM	FKM	NBR
Paddle	PTFE	PTFE	PTFE	PTFE	PTFE
Axle	Ceramic	Ceramic	Ceramic	Ceramic	Ceramic
Axle Support	PTFE	PTFE	PTFE	PTFE	PTFE
Max. Temp.	176 °F	176 °F	176 °F	176 °F	176 °F
Max. Press.	230 PSIG	580 PSIG	230 PSIG	580 PSIG	100 PSIG
Sensor Weight	1.28 LB	1.28 LB	1.06 LB	1.06 LB	0.26 LB

Order Details (Example: **DRG-1150N1 F300**)

Flow Range (GPM)	Material Combination					Fitting (NPT)					Output
	DRG-11..	DRG-12..	DRG-14..	DRG-15..	DRG-18..	1/8"	1/4"	1/2"	3/4"	1"	
0.15...3	..50..	..50..	..50..	..50..	..50..	..N1..	-	-	-	-	..F300 = Frequency w/ Micro-DC Plug
0.15...6.6	..55..	..55..	..55..	..55..	..55..	-	..N2..	-	-	-	..L342 = 4-20 mA, 2-wire Micro-DC Plug ..L343 = 4-20 mA, 3-wire Micro-DC Plug
0.3...8	..60..	..60..	..60..	..60..	..60..	-	..N2..	..N4..	-	-	..L442 = 4-20 mA ,DIN 43650 Plug
0.6...12	..65..	..65..	..65..	..65..	..65..	-	-	..N4..	..N5..	..N6..	..C34P = Compact Electronic, 4-20mA + 1 PNP Switch
1.5...23	..70..	..70..	..70..	..70..	..70..	-	-	..N4..	..N5..	..N6..	..C30R = Compact Electronic, 2 PNP Switches
1.5...37	..75..	..75..	..75..	..75..	..75..	-	-	-	..N5..	-	..Z340 = Analog Indicator, + 4-20mA. 3-wire
3...37	..80..	..80..	..80..	..80..	..80..	-	-	-	-	..N6..	

Accessories:

Part Number **807.037** = Mating 4-PIN Micro-DC plug with 6ft. cable for output F300, L342, L343 & Z340
 Part Number **807.007** = Mating 5-PIN Micro-DC plug with 6ft. cable for output C34P and C30R

Order Details: Plug-on Display (for Model DRG-..L442)

Description	Model Number
4 Digit LED DIN 43 650 Connector 2-Wire Supply Through Analog Output	AUF-1000
Same Specs as Above Additional Open Collector Output	AUF-1001

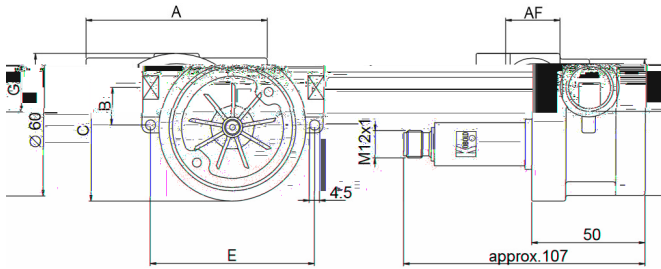




Paddle Flow Sensor Model DRG

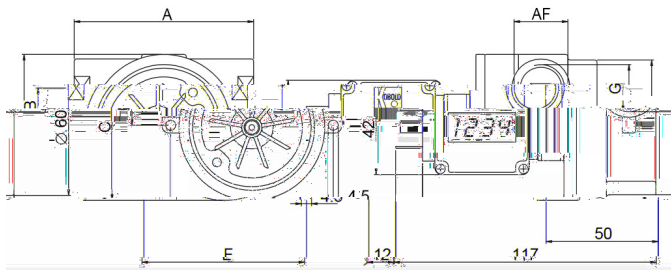
Dimensions

DRG...F300 (Frequency Output), DRG...L34x (Analog Output)



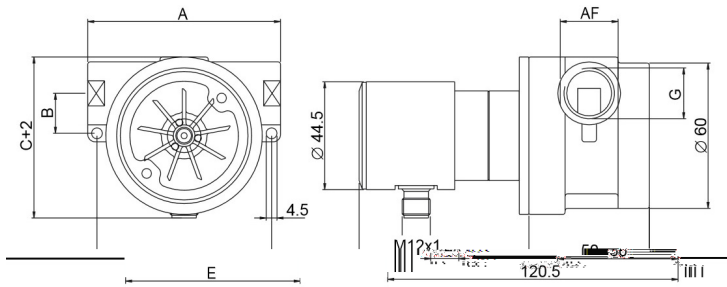
NPT	A	B	C	E	AF
1/8"	3.15"	0.65"	2.48"	2.85"	0.94"
1/4"	3.15"	0.65"	2.48"	2.85"	0.94"
1/2"	3.15"	0.65"	2.48"	2.85"	0.94"
3/4"	3.93"	0.98"	2.73"	3.54"	1.49"
1"	3.93"	0.98"	2.73"	3.54"	1.49"

DRG...L442 (Analog Output and Plug-on Display)



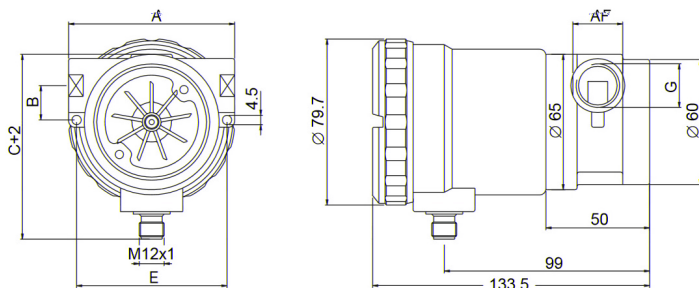
NPT	A	B	C	E	AF
1/8"	3.15"	0.65"	2.48"	2.85"	0.94"
1/4"	3.15"	0.65"	2.48"	2.85"	0.94"
1/2"	3.15"	0.65"	2.48"	2.85"	0.94"
3/4"	3.93"	0.98"	2.73"	3.54"	1.49"
1"	3.93"	0.98"	2.73"	3.54"	1.49"

DRG...C3xx (Compact Electronics)



NPT	A	B	C	E	AF
1/8"	3.15"	0.65"	2.48"	2.85"	0.94"
1/4"	3.15"	0.65"	2.48"	2.85"	0.94"
1/2"	3.15"	0.65"	2.48"	2.85"	0.94"
3/4"	3.93"	0.98"	2.73"	3.54"	1.49"
1"	3.93"	0.98"	2.73"	3.54"	1.49"

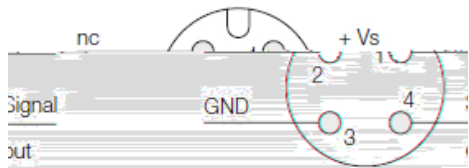
DRG...Z340 (Pointer Indication)



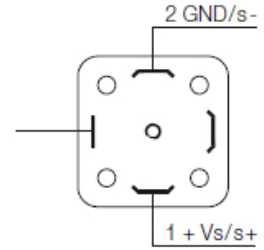
NPT	A	B	C	E	AF
1/8"	3.15"	0.65"	2.48"	2.85"	0.94"
1/4"	3.15"	0.65"	2.48"	2.85"	0.94"
1/2"	3.15"	0.65"	2.48"	2.85"	0.94"
3/4"	3.93"	0.98"	2.73"	3.54"	1.49"
1"	3.93"	0.98"	2.73"	3.54"	1.49"

Electrical Connection

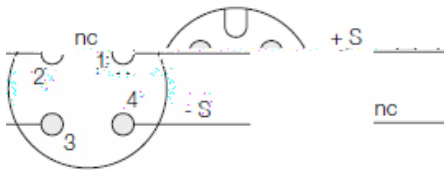
DRG-...F300, DRH-...Z340, DRH-...L34x 3-wire



DRG-..L442



DRG-..L342 2-wire



DRG-..C3xx

